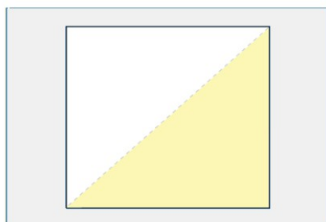
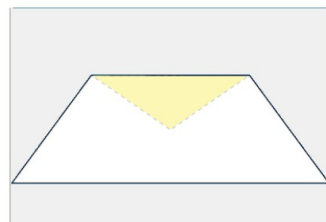
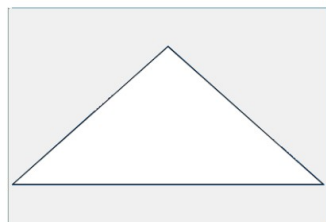





## Schéma de pliage du sachet



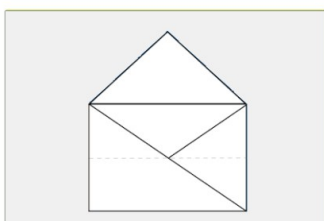
1 et 2 : Plier le carré en diagonale



3 : Rabattre la pointe au milieu



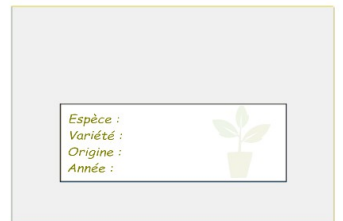

4 : Rabattre les 2 autre pointes



5 et 6 : Plier le bas et le ramener vers le haut



7 : Faire coulisser la 1er pointe dans la doublure



8 : Votre sachet de graines est prêt !